


Hill N Hollow Quilt Guild
Lotto Block
May 2010

May Flowers


You will need:

- (4) – 2 inch squares Floral
- (1) – 8 ½ inch square Floral
- (4) – 2 inch x 8 ½ inch rectangles Green

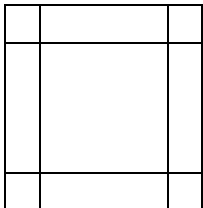
Sew 2 of the 2 inch floral squares to each end of 2 of the green rectangles, press:



Sew the other 2 green rectangles to opposite sides of the large floral square, press:



Sew the 2 floral and rectangle strips to the other sides of the center strip you just made, press:



All done!